角の大きさ 10

◉ 反時計回りの角の作図

3

日にち：　　月　　日

名まえ

・次の角をかきましょう。

角のかきかた

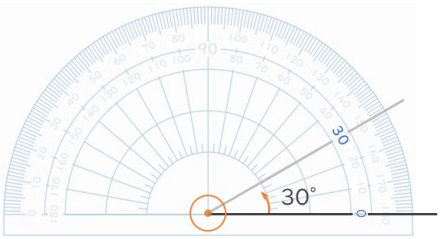

分度器の中心と０の線を合わせる

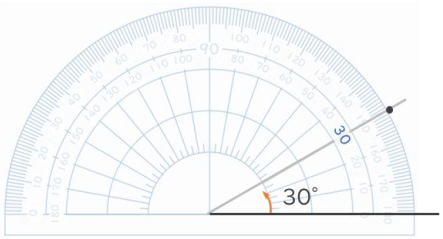

30° のめもりのそばに点をうつ

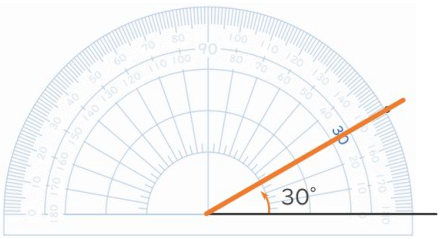

点と中心を通る直線を引く

① 45°

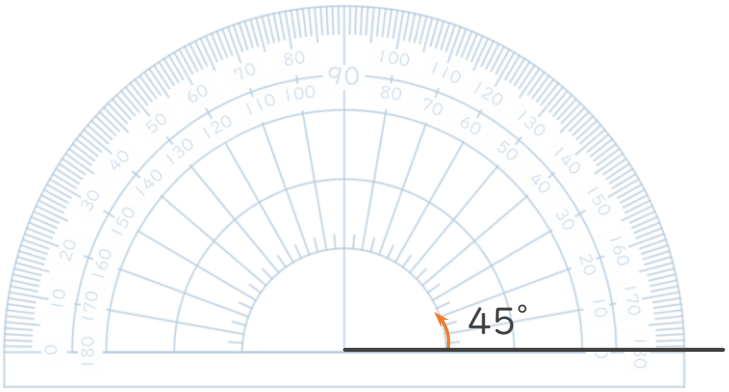

② 70°

すらすらぷりんと

角の大きさ 10

◉ 反時計回りの角の作図

3

日にち：　　月　　日

名まえ

・次の角をかきましょう。

角のかきかた

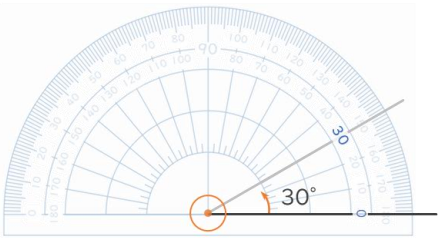

分度器の中心と０の線を合わせる

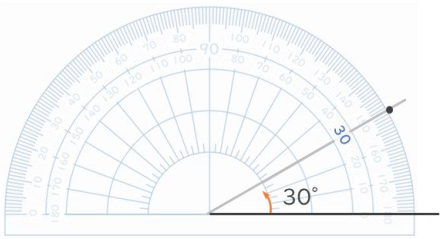

30° のめもりのそばに点をうつ

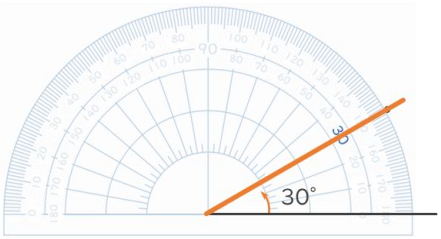

点と中心を通る直線を引く

① 45°

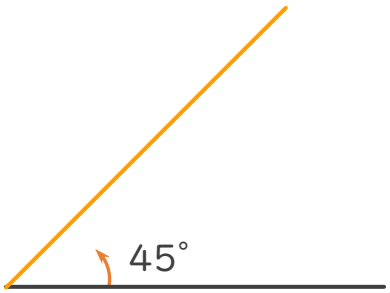

② 70°

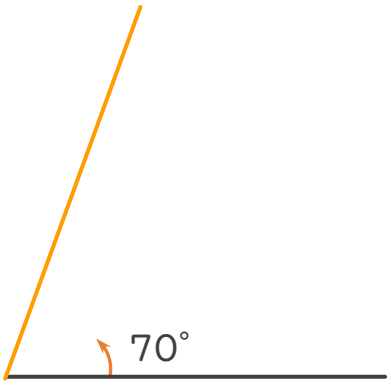

すらすらぷりんと